

# SIZE CHART

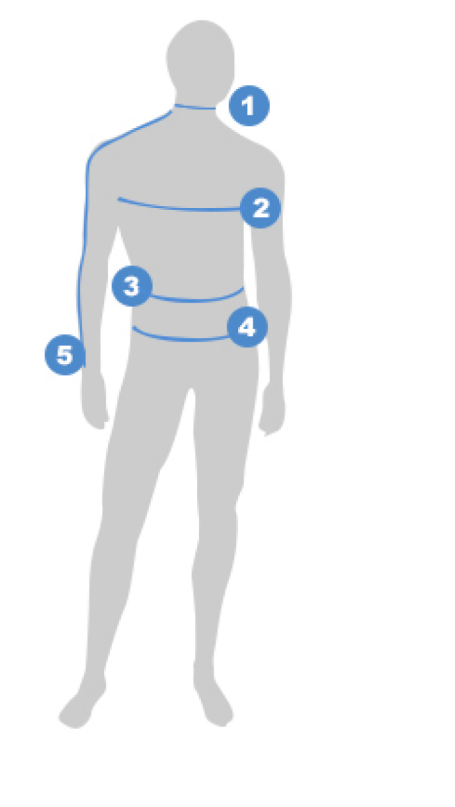
- [MEN'S SIZE CHART](#)
- [WOMEN'S SIZE CHART](#)
- [KIDS' SIZE CHART](#)
- [SOCKS SIZE CHART](#)
- [HATS SIZE CHART](#)
- [GLOVES SIZE CHART](#)

## MEN'S SIZE CHART

### MEN'S TOP MEASUREMENT

#### HOW TO MEASURE

1. Chest/Bust: Measure at the fullest part of the chest, under the armpits and over the shoulder blades, keeping the tape measure firm and level.
2. Waist: Measure around the natural waistline, allowing the tape measure to sit comfortably.
3. Hips: Measure around the fullest part of your hips.



			XS	S	M	L	XL	XXL
1	NECK	INCHES	14-14.5	15-15.5	16-16.5	17-17.5	18-18.5	19-19.5
2	CHEST	INCHES	32-35	35-38	38-41	42-45	46-49	50-53
3	WAIST	INCHES	27-29	30-32	33-35	36-38	39-42	43-46
4	HIPS	INCHES	32-34	35-37	38-40	41-43	44-46	47-49
5	SLEEVES	INCHES	32	33	34	35	36	37
UK SIZE			XS	S	M	L	XL	XXL

			XS	S	M	L	XL	XXL
1	NECK	CM	36-37	38-39	41-41.5	43-44	46-47	48-50
2	CHEST	CM	81-89	89-97	97-104	107-114	117-124	127-135
3	WAIST	CM	68-74	76-81	84-89	91-96	99-107	109-107
4	HIPS	CM	81-86	89-94	97-102	104-109	112-117	119-124
5	SLEEVES	CM	81	84	86	89	91	94
FR - BE SIZE			38-40	42	44	46-48	50-52	54
ES SIZE			38-40	42	44	46-48	50-52	54
IT SIZE			42-44	46	48	50-52	54-56	58
DE-AT-NL SIZE			44-46	48	50	52-54	56-58	60

#### MEN'S FIT GUIDE

##### PERFORMANCE

Body contouring fit conforms to movement.



##### MODERN CLASSIC

Universal, easy fit for comfortable range of motion.

##### ACTIVE

Body skimming fit with end-use mobility in mind.



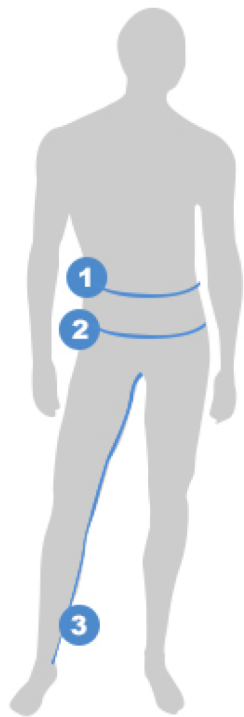
##### RELAXED

Most generous fit for a full spectrum of movement.

MEN'S BOTTOM MEASUREMENT

HOW TO MEASURE

- 1. Waist: Measure around the natural waistline, allowing the tape measure to sit comfortably.
- 2. Hips: Measure around the fullest part of your hips.
- 3. Inseam: Measure from the top of the interior leg to the bottom of the ankle.



			XS	S	M	L	XL	XXL
			28-30	32	34	36-38	40-42	44
1	WAIST	INCHES	27-29	30-32	33-35	36-38	39-42	43-46
2	HIPS	INCHES	32-34	35-37	38-40	41-43	44-46	47-49
				Short	Regular	Long		
3	INSEAM			30	32	34		
UK SIZE			28-30	32	34	36-38	40-42	44

			XS	S	M	L	XL	XXL
			28-30	32	34	36-38	40-42	44
1	WAIST	CM	68-74	76-81	84-89	91-96	99-107	109-117
2	HIPS	CM	81-86	89-94	97-102	104-109	112-117	119-124
				Short	Regular	Long		
3	INSEAM	CM		76	81	86		
FR - BE SIZE			38-40	42	44	46-48	50-52	54
ES SIZE			38-40	42	44	46-48	50-52	54
IT SIZE			42-44	46	48	50-52	54-56	58
DE - AT - NL SIZE			44-46	48	50	52-54	56-58	60

MEN'S FIT GUIDE

PERFORMANCE

Body contouring fit conforms to movement.



ACTIVE

Body skimming fit with end-use mobility in mind.



MODERN CLASSIC

Universal, easy fit for comfortable range of motion.






RELAXED

Most generous fit for a full spectrum of movement.



SIZE

US SIZE 	UK SIZE 	EU SIZE 	FOOT LENGTH MEASUREMENTS - CM
7	6	40	24.3-24.7
7.5	6.5	40.5	24.7-25.1
8	7	41	25.1-25.6
8.5	7.5	41.5	25.6-26
9	8	42	26-26.4
9.5	8.5	42.5	26.4-26.9
10	9	43	26.9-27.3
10.5	9.5	43.5	27.3-27.7
11	10	44	27.7-28.1
11.5	10.5	44.5	28.1-28.5
12	11	45	28.5-29
13	12	46	29-29.8
14	13	47	29.8-30.7
15	14	48	30.7-31.5
16	15	49	31.5-32.4
17	16	50	32.4-33.2

HOW TO MEASURE



1. Stand up straight on a piece of paper taped to the floor with your heel against the wall.



2. Have someone mark the longest part of your toes on the paper with a pen.



3. Measure the distance from the end of the paper to the mark for each foot (in cm).

MEN'S UNDERWEAR







	S	M	L	XL
US SIZE 	28-30	32-34	36-38	40-42
FR/ES/BE SIZE   	38-40	42-44	46-48	50-52
DE/AT/NL SIZE   	44-46	48-50	52-54	56-58
UK/IE/IT SIZE   	28-30	32-34	36-38	40-42





WOMEN'S SIZE CHART

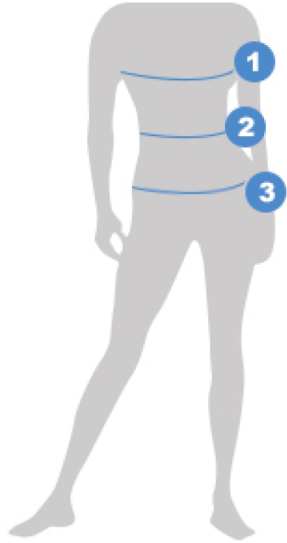
WOMEN'S TOP MEASUREMENT

HOW TO MEASURE

1. Chest/Bust: Measure at the fullest part of the chest, under the armpits and over the shoulder blades, keeping the tape measure firm and level.
2. Waist: Measure around the natural waistline, allowing the tape measure to sit comfortably.
3. Hips: Measure around the fullest part of your hips.

	XS	S	M	L	XL
1 BUST 	32-33	34-35	36-37.5	39-40.5	42-44.5
2 WAIST 	25.5-26.5	27.5-28.5	29.5-30.5	32-33.5	35.5-37.5
3 HIPS 	34.5-35.5	36.5-37.5	38.5-40	41.5-43	45-47
UK SIZE  	XS	S	M	L	XL

	XS	S	M	L	XL
1 BUST 	81-84	86-89	91-95	99-103	107-113
2 WAIST 	65-67	70-72	75-77	81-85	90-95
3 HIPS 	88-90	93-95	98-102	105-109	114-119
FR - BE SIZE  	34	36-38	40-42	44-46	48-50



WOMEN'S FIT GUIDE

PERFORMANCE

Body contouring fit conforms to movement.



ACTIVE

Body skimming fit with end-use mobility in mind.



MODERN CLASSIC

Universal, easy fit for comfortable range of motion.



RELAXED

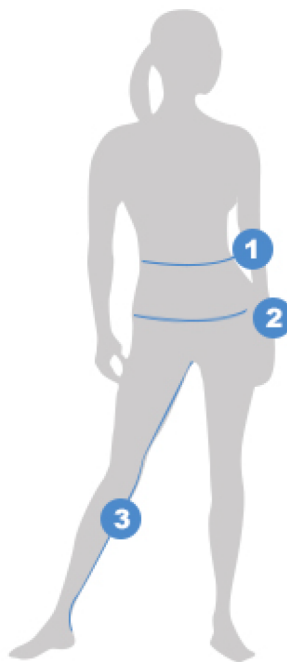
Most generous fit for a full spectrum of movement.



WOMEN'S BOTTOM MEASUREMENT

HOW TO MEASURE

- 1. Waist: Measure around the natural waistline, allowing the tape measure to sit comfortably.
- 2. Hips: Measure around the fullest part of your hips.
- 3. Inseam: Measure from the top of the interior leg to the bottom of the ankle.



			XS	S	M	L	XL
			2	4-6	8-10	12-14	16-18
1	WAIST	INCHES	25.5-26.5	27.5-28.5	29.5-30.5	32-33.5	35.5-37.5
2	HIPS	INCHES	34.5-35.5	36.5-37.5	38.5-40	41.5-43	45-47
				Short	Regular	Long	
3	INSEAM			29.5	32	34.5	
UK SIZE			6	8-10	12-14	16-18	20-22

			XS	S	M	L	XL
			2	4-6	8-10	12-14	16-18
1	WAIST	CM	65-67	70-72	75-77	81-85	90-95
2	HIPS	CM	88-90	93-95	98-102	105-109	114-119
				Short	Regular	Long	
3	INSEAM	CM		75	81	88	
FR - BE SIZE			34	36-38	40-42	44-46	48-50

WOMEN'S FIT GUIDE

PERFORMANCE

Body contouring fit conforms to movement.



ACTIVE

Body skimming fit with end-use mobility in mind.



MODERN CLASSIC

Universal, easy fit for comfortable range of motion.






RELAXED

Most generous fit for a full spectrum of movement.

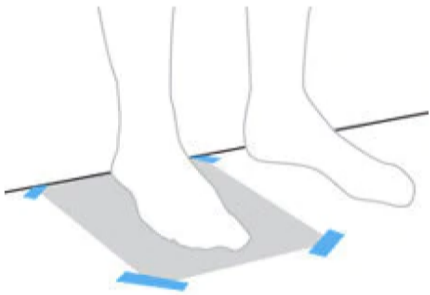


WOMEN'S SHOES

SIZE

US SIZE 	UK SIZE 	EU SIZE 	FOOT LENGTH MEASUREMENTS - CM
5	3	36	21.8-22.2
5.5	3.5	36.5	22.2-22.6
6	4	37	22.6-23.1
6.5	4.5	37.5	23.1-23.5
7	5	38	23.5-23.9
7.5	5.5	38.5	23.9-24.3
8	6	39	24.3-24.7
8.5	6.5	39.5	24.7-25.1
9	7	40	25.1-25.6
9.5	7.5	40.5	25.6-26
10	8	41	26-26.4
10.5	8.5	41.5	26.4-26.9
11	9	42	26.9-27.3
12	10	43	27.3-28.1

HOW TO MEASURE



1. Stand up straight on a piece of paper taped to the floor with your heel against the wall.



2. Have someone mark the longest part of your toes on the paper with a pen.



2. Have someone mark the longest part of your toes on the paper with a pen.

WOMEN'S BRA

Start using your bra size as a guide and keep in mind a bra must be worn close to your ribcage to offer maximum support.



Best for running, trail running, biking



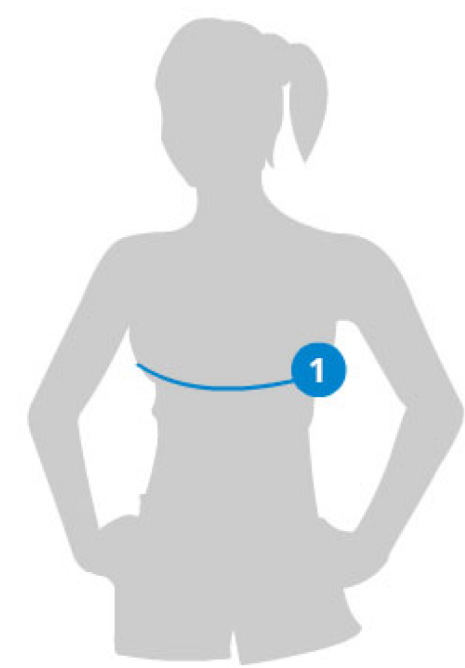
Best for cross-training, hiking, gym work-outs



Best for yoga, pilates, daily sport bra

HOW TO MEASURE

There's a bra for each activity and choosing the right one is important to feel comfortable and supported. Our sports bras offer three levels of support: light, medium and high.



		S	M	L
1	BUST MEASUREMENTS INCHES	34.5"-35.5"	36.5"-37.5"	39"-40.5"
	US SIZE	4-6	8-10	12-14
	FR/ES/BE SIZE	36-38	40-42	44-46
	DE/AT/NL SIZE	34-36	38-40	42-44
	UK/IE SIZE	8-10	12-14	16-18
	IT SIZE	40-42	44-46	48-50

1	BUST MEASUREMENTS CM	86.36-88.9	91.44-93.98	99.06-101.6
	US BRA SIZE	32C-34B	34C-36B	36C-38C
	FR BRA SIZE	85C-90B	90C-95B	95C-100C
	IT BRA SIZE	1C-2B	2C-3B	3C-4C
	EU BRA SIZE	70C-75B	75C-80B	80C-85C
	UK BRA SIZE	32C-34B	34C-36B	36C-38C

WOMEN'S UNDERWEAR

Simply use your usual underwear size to find the best fit for you.

		S	M	L
US SIZE		4-6	8-10	12-14
FR/ES/BE SIZE		36-38	40-42	44-46
DE/AT/NL SIZE		34-36	38-40	42-44
UK/IE SIZE		8-10	12-14	16-18
IT SIZE		40-42	44-46	48-50




KIDS' SIZE CHART

KIDS' MEASUREMENT




US SIZE	3/6 MO	6/12 MO	12/18 MO	18/24 MO	2T	3T	4T	XXS	XS	S	M	L	XL
EU SIZE CM	68	74	80	86	86	92	98	104	116	128	140	152	164
HEIGHT CM	62.2-68.5	74.9-77.5	78.7-83.8	85.1-90.2	83.8-90.2	91.4-97.8	98.1-105.4	99-113	114-125	126-137	138-150	151-160	161-173

US SIZE	XXS	XS	S	M	L	XL	
EU SIZE CM	104	116	128	140	152	164	
HEIGHT CM	99-113	114-125	126-137	138-150	151-160	161-173	




YOUTH SHOES

US SIZE 	UK SIZE 	EU SIZE 	FOOT LENGTH MEASUREMENTS - CM
1	13	32	18.8-19.7
2	1	33	19.7-20.5
3	2	34	20.5-21.3
4	3	35	21.3-22.2
4.5	3.5	36	22.2-22.6
5	4	37	22.6-23.1
6	5	38	23.1-23.9
7	6	39	23.9-24.7

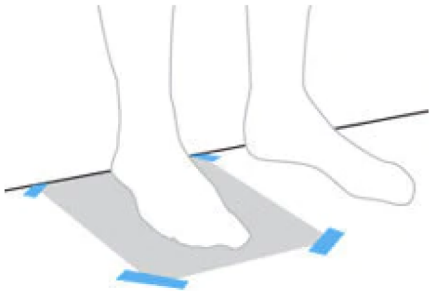
CHILDREN'S SHOES

US SIZE 	UK SIZE 	EU SIZE 	FOOT LENGTH MEASUREMENTS - CM
8	7	25	13.8-14.6
9	8	26	14.6-15.5
10	9	27	15.5-16.3
11	10	28	16.3-17.1
12	11	29	17.1-18
12.5	11.5	30	18-18.4
13	12	31	18.4-18.8

TODDLER SHOES

US SIZE 	UK SIZE 	EU SIZE 	FOOT LENGTH MEASUREMENTS - CM
4	3	21	10.8-11.2
5	4	22	11.2-12.1
6	5	23	12.1-12.9
7	6	24	12.9-13.8

HOW TO MEASURE



1. Stand up straight on a piece of paper taped to the floor with your heel against the wall.



2. Have someone mark the longest part of your toes on the paper with a pen.



2. Have someone mark the longest part of your toes on the paper with a pen.

SOCKS SIZE CHART

SOCKS MEASUREMENT

	S	M	L
UK SIZE 	2-5 UK	4-7 UK	8-11 UK

	S	M	L
EU SIZE 	35-38	39-42	43-46

HATS SIZE CHART

HATS MEASUREMENT

UK 
--

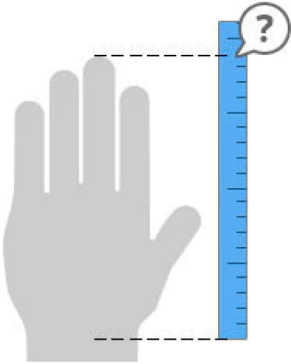
ADULT HAT SIZE	6 5/8 - 7	7 - 7 3/4	6 5/8 - 7 3/4	6 1/2 - 7 1/2
YOUTH HEAD SIZE (INCHES)	19 - 21	21 - 22 3/4		19 3/4 - 22
YOUTH HAT SIZE	6 - 6 7/8	6 7/8 - 7 1/4		6 1/4 - 6 7/8
TODDLER HEAD SIZE (INCHES)				19 - 20 1/2
TODDLER HAT SIZE				2T - 4T
INFANT HEAD SIZE (INCHES)				17 1/4 - 19
INFANT HAT SIZE				0 - 18 Months

EU <span></span>				
HAT SIZE	S/M	L/XL	ADJUSTABLE ONE SIZE	ONE SIZE
ADULT HEAD SIZE (CM)	53-56	56-62	54-62	53-60
ADULT HAT SIZE	6 5/8 - 7	7 - 7 3/4	6 5/8 - 7 3/4	6 1/2 - 7 1/2
YOUTH HEAD SIZE (CM)	48-53	53-58	17-20	50-56
YOUTH HAT SIZE	6 - 6 7/8	6 7/8 - 7 1/4		6 1/4 - 6 7/8
TODDLER HEAD SIZE (CM)				48-52
TODDLER HAT SIZE				2T - 4T
INFANT HEAD SIZE (CM)				44-48
INFANT HAT SIZE				0 - 18 Months

# GLOVES SIZE CHART

## GLOVES MEASUREMENT

UK <span></span>						
GLOVE SIZES	XS	S	M	L	XL	ONE SIZE
UNISEX LENGTH (INCHES)		7 1/2 - 7 7/8	7 7/8 - 8 1/4	8 1/4 - 8 5/8	8 5/8 - 9	
MEN'S LENGTH (INCHES)		7 1/2 - 7 7/8	7 7/8 - 8 1/4	8 1/4 - 8 5/8	8 5/8 - 9	
WOMEN'S LENGTH (INCHES)		6 7/8 - 7 1/4	7 1/4 - 7 5/8	7 5/8 - 8	8 - 8 3/8	
YOUTH (EQUIVALENT TO APPAREL SIZING)	4 - 6X	7 - 8		10 - 12	14 - 16	
YOUTH LENGTH (INCHES)	4 1/2 - 6 3/8	6 3/8 - 6 3/4	6 3/4 - 7 1/8	7 1/8 - 7 1/2	7 1/2 - 7 7/8	
TODDLER (EQUIVALENT TO APPAREL SIZING)						2T - 4T
TODDLER LENGTH (INCHES)						3 3/4 - 4 1/2
INFANT (EQUIVALENT TO APPAREL SIZING)						0 - 18 Months
INFANT LENGTH (INCHES)						3 1/2 - 4



EU <span></span>						
GLOVE SIZES	XS	S	M	L	XL	ONE SIZE
UNISEX LENGTH (CM)		19-20	20-21	21-22	22-23	
MEN'S LENGTH (CM)		19-20	20-21	21-22	22-23	

SIZING)						
YOUTH LENGTH (CM)	11-16	16-17	17-18	18-19	19-20	
TODDLER (EQUIVALENT TO APPAREL SIZING)						2T - 4T
TODDLER LENGTH (CM)						9.5-11
INFANT (EQUIVALENT TO APPAREL SIZING)						0 - 18 Months
INFANT LENGTH (CM)						9-11